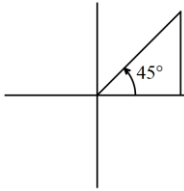


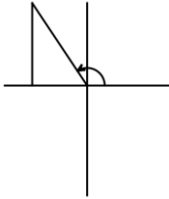
SM3 8.1 odd answers

Part A

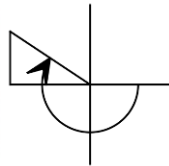
1.



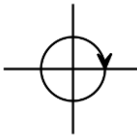
3.



5.



7.



Part B

1. 45°

3. 80°

5. 20°

7. none

9. $570^\circ, -150^\circ$

11. $405^\circ, -315^\circ$

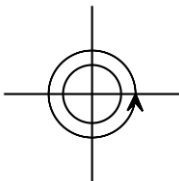
13. IV

15. I

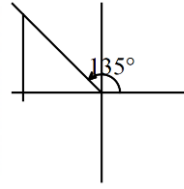
17. III

19. IV

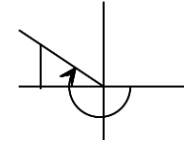
21.



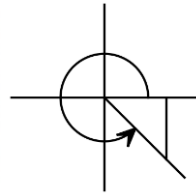
23.



25.



27.



21. none

23. 45°

25. 30°

27. 45°

29. $30^\circ, -690^\circ$

31. $300^\circ, -420^\circ$

33. III

35. I

37. III

39. III

41. reference angle: 75°

Coterminal angle: 255°

43. reference angle: 20°

Coterminal angle: -160° or 560°

45. reference angle: 10°

Coterminal angle: 170° or 440°

47. reference angle: 70°

Coterminal angle: -70°

49. reference angle: 30°

Coterminal angle: 330°